



STOKE GOLDING NEIGHBOURHOOD PLAN

YOUNG PEOPLE SURVEY
RESULTS

INDEPENDENT ANALYSIS

June 2017

rcc

supporting people &
sustaining communities

www.ruralcc.org.uk



Overview:

Having produced, circulated and gathered the responses to a survey of young people in Stoke Golding, the Neighbourhood Plan group commissioned the Rural Community Council (RCC) to undertake an independent analysis and interpretation of the results.

About the RCC:

Formed in 1924, the RCC, provide training, advice, and support to Parish Councils and other community organisations including professional consultancy to support the development of Neighbourhood Plans. We have supported over 20 Neighbourhood Plans since 2011 and have been recognised nationally for our innovative approach. We have extensive experience of community consultation and engagement practices and have a strong understanding and hands on experience of the unique issues faced by rural communities.

Response Rate:

From a total of 260 young people in Stoke Golding (Census 2011) a total of 40 completed a survey. This equates to a response rate of 15.4%.

Margin of Error:

Based on the response rate (set out above) and a confidence level of 95% (industry standard) the margin of error for the results of this survey is +/- 14%.

Understanding the Results:

Unless otherwise stated, all whole numbers (e.g. 1) equate to a number (count) of individual respondents.

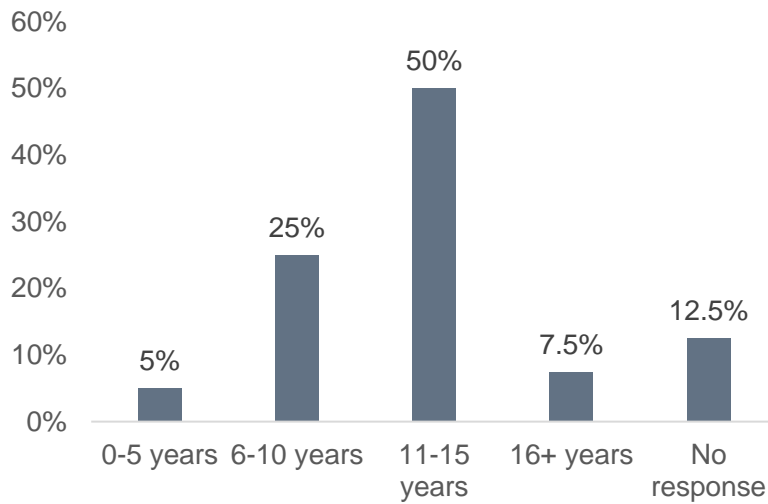
Unless otherwise stated, all percentages (e.g. 1%) have been calculated as a proportion of the overall number of survey respondents (40).

Free text responses have been grouped into categories (defined by common themes and views) and prioritised based on the total number (count) of comments falling within each category.

The RCC's interpretation of what the results to each question represent are highlighted in grey text. These interpretations are based on our independent view of the results and may be used or disregarded in the plan development process as deemed appropriate.

THE RESULTS

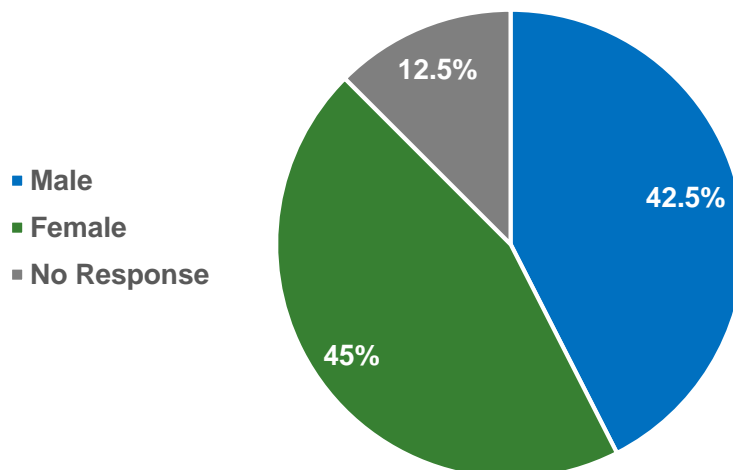
1. How old are you?



0-5 years	2 (5%)
6-10 years	10 (25%)
11- 15 years	20 (50%)
16+ years	3 (7.5%)
No response	5 (12.5%)

Responses have been received from across all age ranges, however most respondents (75%) are aged between 6 and 15 years.

2. What gender are you?



Male	17 (42.5%)
Female	18 (45%)
No response	5 (12.5%)

Marginally more females (45%) completed the survey than males (42.5%).

3. Distribution of respondents by postcode:

Postcode	Number of Respondents	Postcode	Number of Respondents
CV13 6DU	2	CV13 6HE	2
CV13 6ED	3	CV13 6HG	2
CV13 6EE	2	CV13 6HL	1
CV13 6EG	1	CV13 6HN	3
CV13 6EJ	3	CV13 6HP	1
CV13 6EP	1	CV13 6HQ	1
CV13 6EQ	1	CV13 6JF	1
CV13 6EW	2	CV13 6JG	1
CV13 6EY	2	CV13 6JN	2
CV13 6FZ	1	CV13 6UG	1
CV13 6HD	1	No response	6

4. What do you like most about living in Stoke Golding?

The top 5 things respondents like most about living in Stoke Golding are:

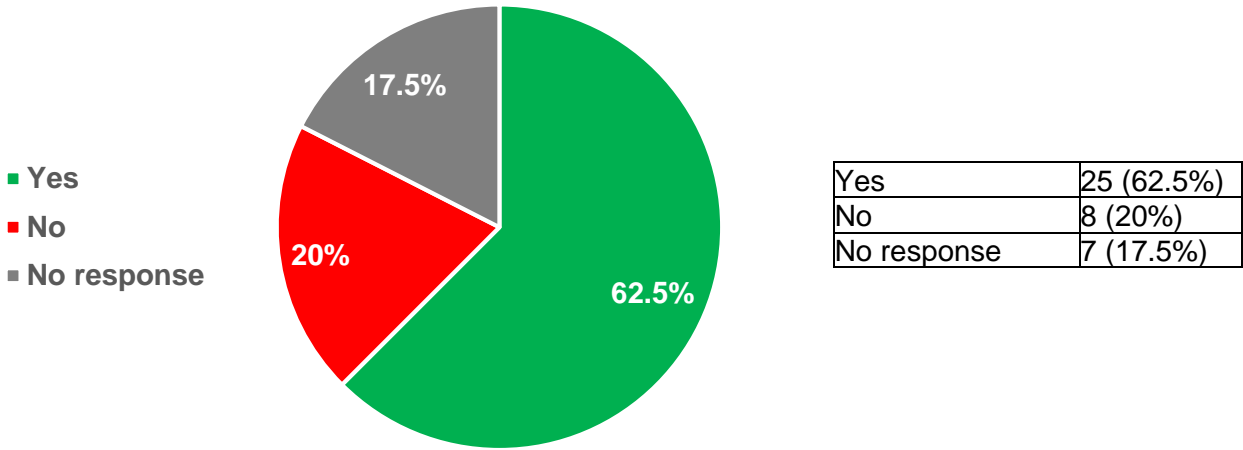
- **Countryside / Views (10).**
- **Peaceful / Quiet / Not too Busy (10).**
- **The Park / Playground / Open Spaces (7).**
- **Friendliness (5).**
- **Nice Schools that are nearby (5).**

5. What do you like least about living in Stoke Golding?

The top 5 things respondents like least about living in Stoke Golding are:

- **Nothing to do / Not enough facilities (6).**
- **Nothing (4).**
- **Speeding in Hinckley Road / Around the Village (3).**
- **Parking on the Roads (3).**
- **Dog Fouling (2)**

6. In the future, would you like to continue living in Stoke Golding?



A considerable proportion (62.5%) of respondents would like to continue living in Stoke Golding in the future.

a. Please tell us why?

Respondents would like to continue living in Stoke Golding because:

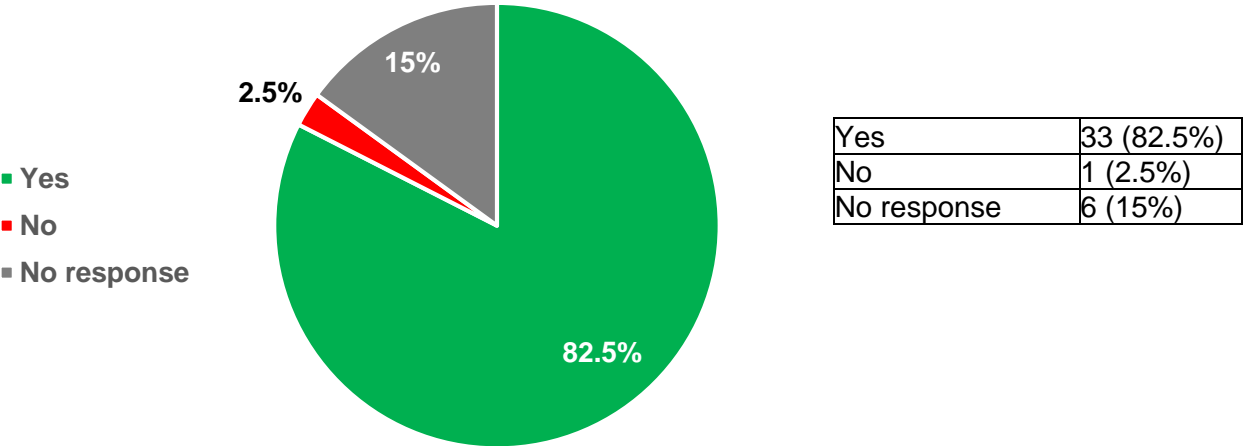
- Nice / Beautify place to live (8).
- Near to Friends and Family (3).
- Community focused / village atmosphere (3).

b. Please tell us why not?

Respondents would not like to continue living in Stoke Golding because:

- Would like to live somewhere bigger with more to do and more opportunities (4).
- Would like to experience / live somewhere else (4).

7. Do you feel safe in Stoke Golding?



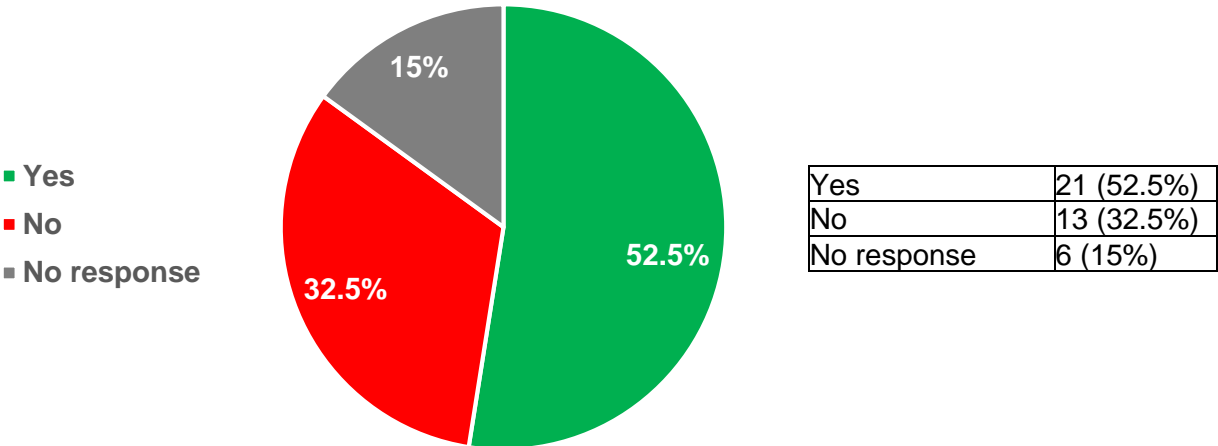
A clear majority of respondents (82.5%) feel safe within Stoke Golding.

a. If you have ticked no, please tell us where and why you feel unsafe?

The only respondent that indicated they felt unsafe stated the following:

- “Traffic is much too fast.”

8. Do you go to school in Stoke Golding?



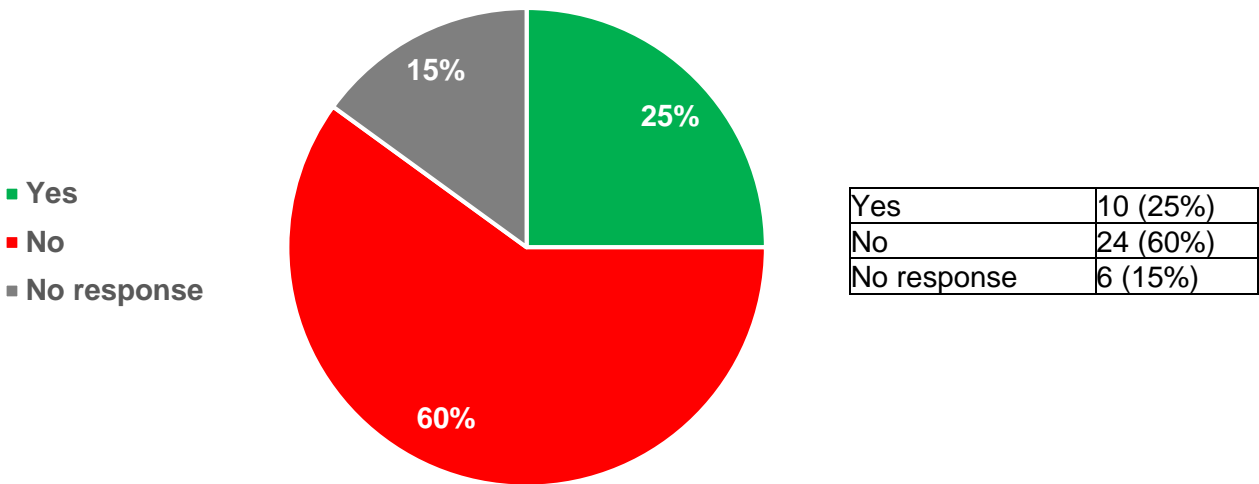
Just over half of respondents (52.5%) go to school within Stoke Golding. A significant minority (32.5%) travel to school outside Stoke Golding.

a. If you have ticked no, please tell us which school?

Respondents that travel to school outside Stoke Golding go to:

- **Redmoor Academy (8).**
- **John Cleveland College (2).**
- **Dixie Grammar School (1).**
- **St Thomas More Sixth Form College (1)**

9. Do you use public transport?



Well over half (60%) of the respondents have indicated that they do not use public transport.

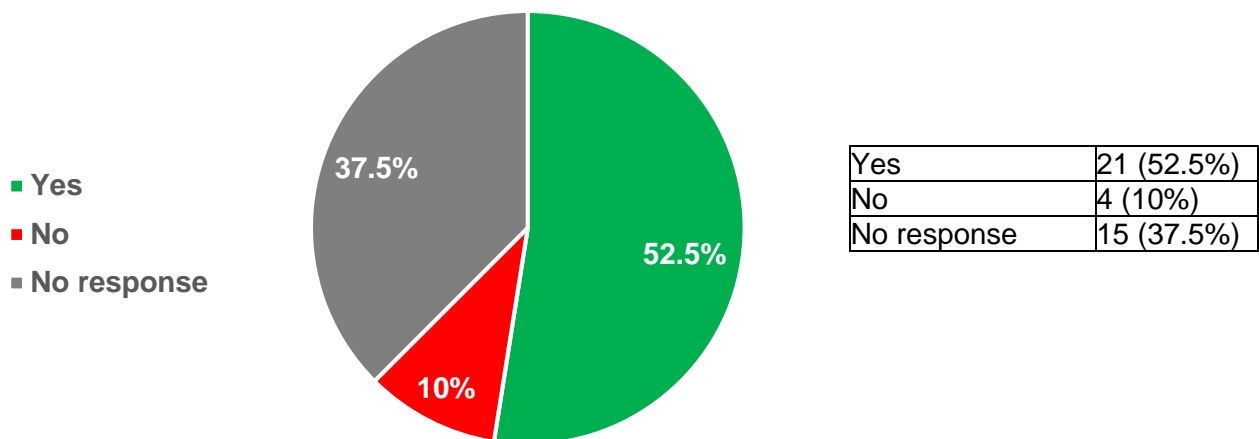
a. If you have ticked Yes, then please tell us where you go to most and how often you go.

The main destinations listed by respondents are:

- **Hinckley (4).**
- **Nuneaton (2).**

Respondents use public transport mainly at weekends and during school holidays.

10. Does the public transport currently available meet your needs?



Around half (52.5%) of the respondents indicated that public transport currently available does meet their needs. Only 4 (10%) of the respondents indicated the contrary.

a. If you have ticked No, then please tell us what you would like. For example, where to, how often and how you would prefer to travel.

The 4 respondents that felt the public transport currently available did not meet their needs cited a need for the following:

- More frequent services especially at peak times (2)
- Late service from Hinckley 7 days a week (1)
- A Sunday service (1)

11. Please list any activities you would like to participate in WITHIN Stoke Golding that are not currently available.

The main activities respondents would like to participate in within Stoke Golding are:

- Swimming (5).
- Holiday / Youth / Hobbies clubs (4).
- BMX / Skateboard / Scooter riding (4).

12. Please list any leisure activities / pastimes you participate in OUTSIDE the village.

The main activities respondents in outside the village are:

- **Swimming (17).**
- **Football (6).**
- **Cinema (5).**

13. If you use any of the following places for out-of-school activities, please tick no more than 1 box in each row to show the number of times you use them in a year.

	Never	1-12 Times	13-24 Times	25-50 Times	More than 50 Times
Village Hall Field	2 (5%)	6 (15%)	3 (7.5%)	7 (17.5%)	16 (40%)
Village Hall Play Area	5 (12.5%)	5 (12.5%)	7 (17.5%)	9 (22.5%)	7 (17.5%)
Other	5 (12.5%)	1 (2.5%)	3 (7.5%)	0 (0%)	5 (12.5%)
Village Hall	11 (27.5%)	7 (17.5%)	1 (2.5%)	9 (22.5%)	5 (12.5%)
St Martins School	16 (40%)	4 (10%)	1 (2.5%)	2 (5%)	8 (20%)
Baxter Hall	19 (47.5%)	14 (35%)	0 (0%)	1 (2.5%)	0 (0%)
St Margaret's School	19 (47.5%)	7 (17.5%)	0 (0%)	1 (2.5%)	5 (12.5%)
Methodist Church Hall	28 (70%)	5 (12.5%)	0 (0%)	0 (0%)	0 (0%)

The facility used by the least respondents is the Methodist Church Hall (70%). Almost half of respondents (47.5%) also never use Baxter Hall or St Margaret's School for out of school activities.

The facilities used by the most respondents are the Village Hall Field (80%), the Village Hall Play Area (70%), and the Village Hall (55%).

b. If other, please specify where and how often you attend each year:

Other facilities used by respondents for out of school activities include:

- **The Canal**
- **Village Club**
- **Cinema (Nuneaton)**
- **Shops (Within the Village and in Hinckley)**
- **Swimming Pools (Hinckley)**
- **The Engine Shed (Boxing)**
- **Trampoline Park (Ashby)**

14. Please list any leisure activities/pastimes you participate in at the locations and venues detailed above. This could be a club, sporting activity, or hobby, etc.

The main activities / pastimes listed by respondents are:

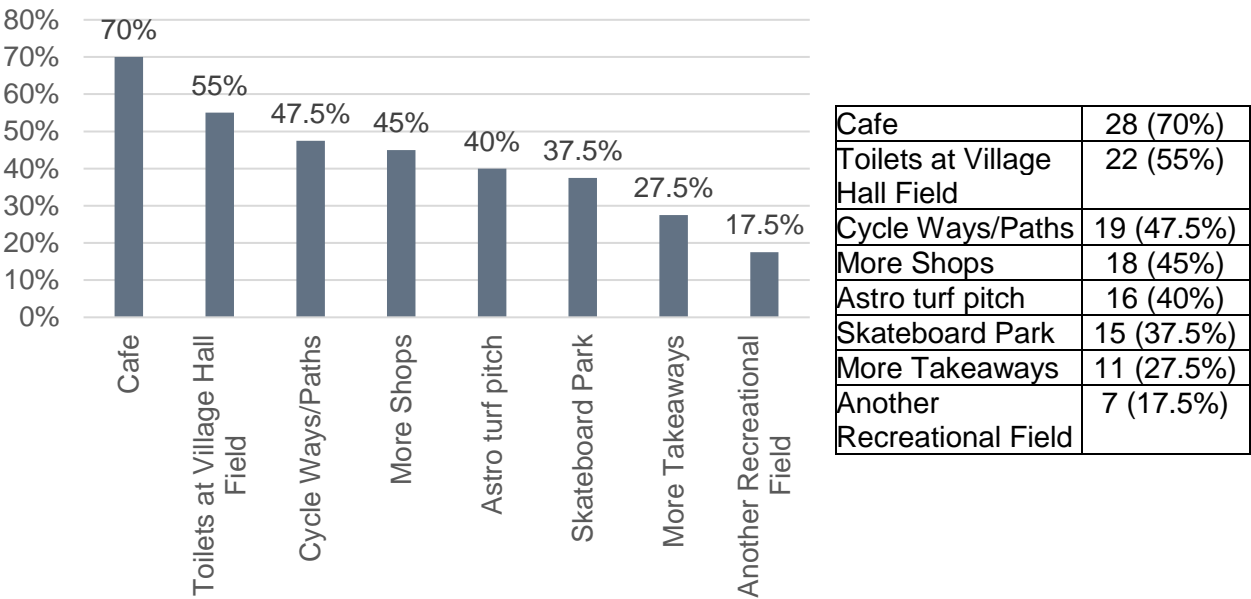
- **Beavers / Cubs / Scouts at Village Hall (9).**
- **Football at Village Hall Field / Park / Football Club (8).**
- **Meet / Play with Friends at Village Hall Field / Park / Playground (7).**
- **Dance at Village Hall (6).**

15. Thinking about those places and venues, please describe what improvements, if any, you would like to see to encourage you to use them more often.

The main improvements described by respondents were:

- **Improve and add facilities at the Park & Play Area (7).**
- **Create a Skateboard / BMX / Scooter Park (4).**
- **Build a Multi-Use Games Area (4).**

16. What else would you like to have in Stoke Golding?



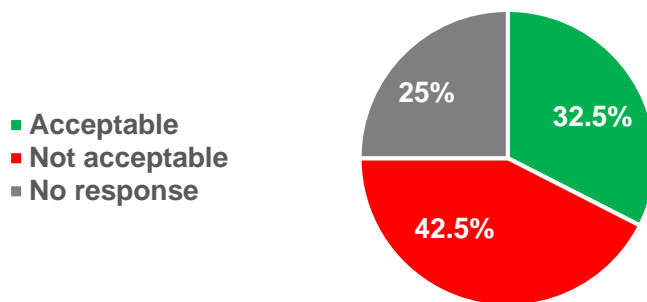
A clear majority of respondents (70%) would like a Café in Stoke Golding. Over half of respondents would also like Toilets at the Village Hall Field (55%).

a. Please list any other things.

Other things put forward by respondents were:

- **Tea Room / Café (3)**
- **Basket Ball Court (2).**
- **Horse Riding Lessons / Area (2).**
- **Car Park in Village Centre (1).**
- **Swimming Pool (1)**
- **Golf Course (1)**
- **Rugby Posts at the Park (1)**

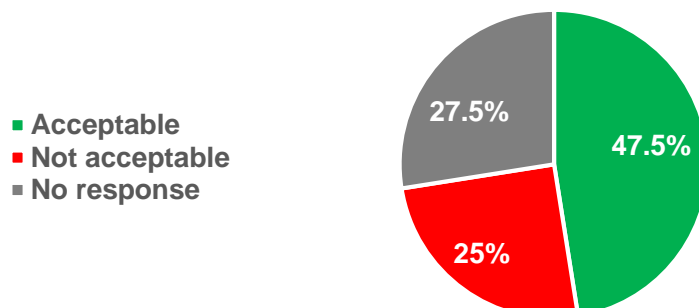
17. Is Mobile Coverage in Stoke Golding...



Acceptable	13 (32.5%)
Not acceptable	17 (42.5%)
No response	10 (25%)

Marginally more respondents consider mobile coverage to be not acceptable (42.5%) than those what think it is acceptable (32.5%)

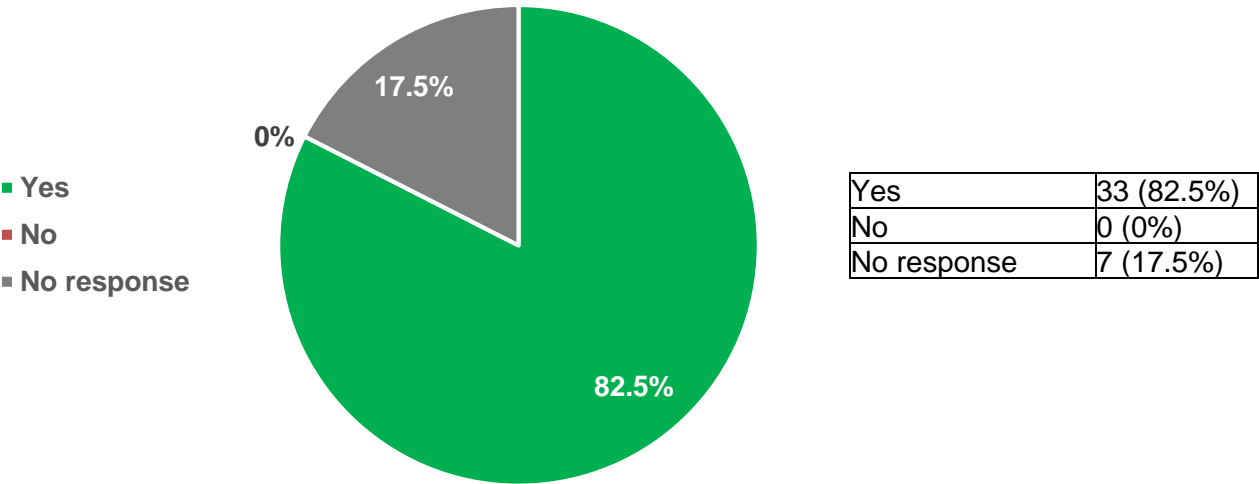
18. Is your Broadband speed...



Acceptable	19 (47.5%)
Not acceptable	10 (25%)
No response	11 (27.5%)

Almost half of respondents (47.5%) consider their broadband speed to be acceptable. Only 25% of respondents consider it to be not acceptable.

19. Do you feel that this survey has given you a proper opportunity to express your views about local issues, priorities and concerns?



Most respondents (82.5%) consider that the survey has given them a proper opportunity to express their views.

20. If no, please use the space below to state what local concerns or views you have, that have not already been covered, or any other general comments:

The 2 comments received from respondents were:

“I like having a shop in the village but the man in the shop is very unfriendly and rude especially to kids”

“Stoke Golding is an excellent village and I've been to one of the pubs two times for Sunday roast.”



Rural Community Council (Leicestershire & Rutland)

Charity No. 1077645 Company No. 3665974

T: (0116) 266 2905

E: info@ruralcc.org.uk

W: www.ruralcc.org.uk

**Community House,
133, Loughborough Road,
Leicester, LE4 5LQ**

